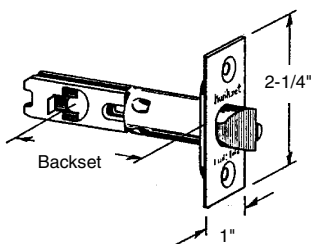


E-2200
E-2205
E-2210

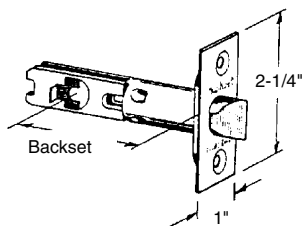


E-2200 (2-3/8" Backset)
E-2205 (2-3/4" Backset)
E-2210 (5" Backset)

"Kwikset" Deadlatch

Contents: 1 latch; 2 installation screws.

Description: Brass finish; square corner faceplate; 7/8" bore.



E-2286
E-2287
E-2288

E-2286 (2-3/8" Backset)
E-2287 (2-3/4" Backset)
E-2288 (5" Backset)

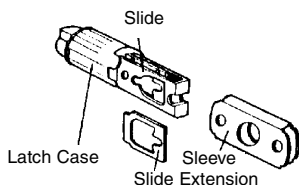
"Kwikset" Standard Springlatch

Contents: 1 latch; 2 installation screws.

Description: Brass finish; square corner faceplate; used on residential passage and privacy locksets.

Call for Availability

E-2289



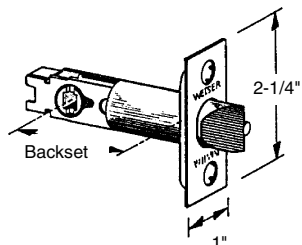
E-2289

"Kwikset" Adjustable Deadlatch

Contents: 1 deadlatch; 1 faceplate; 2 installation screws.

Description: Brass finish; adjustable deadlatch can be used for 2-3/8" or 2-3/4" backset; also usable in drive-in application.

Call for Availability



E-2201
E
E-2211

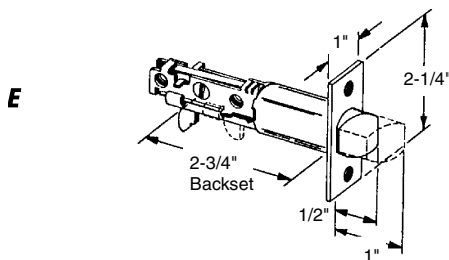
E-2201 (2-3/8" Backset)
E-2206 (2-3/4" Backset)
E-2211 (5" Backset)*

"Weiser" Deadlatch

Contents: 1 latch; 2 installation screws.

Description: Brass finish; square corner faceplate; 7/8" bore.

*C *labili* *tem.*

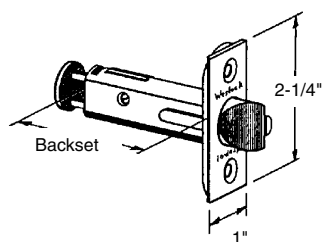


E-2269

"Weiser" Combination Latch & Deadbolt

Contents: 1 latchbolt; 1 set of installation screws.

Description: Brass finish; square corner faceplate; an additional turn of the key extends the throw 1/2" further to provide additional security.



E
E-2209
E-2213

E-2204 (2-3/8" Backset)
E-2209 (2-3/4" Backset)
E-2213 (5" Backset)

"Weiser" Deadlatch

Contents: 1 latch; 2 installation screws.

Description: Brass finish; square corner faceplate; 7/8" bore.

E-2290

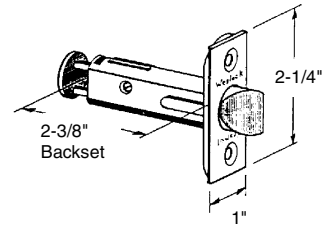
"Standard Springlatch"

Call for Availability

Contents: 1 latch; 2 installation screws.

Description: Brass finish; square corner faceplate; used on residential passage and privacy locksets.

E-2290



E-2202 (2-3/8" Backset)

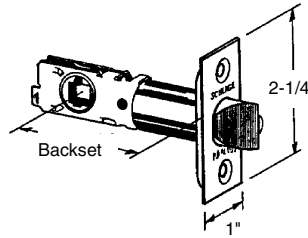
E-2207 (2-3/4" Backset)

E-2212 (5" Backset)

"Schlage" Deadlatch (New style)

Contents: 1 latch; 2 installation screws.

Description: Brass finish; square corner faceplate; 7/8" bore.



**E-2202
E-2207
E-2212**

E-2203

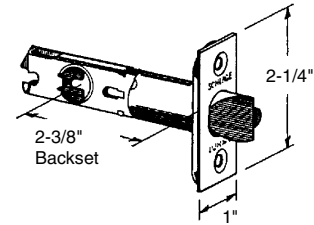
"Schlage" Deadlatch (Old Style)

Call for Availability

Contents: 1 latch; 2 installation screws.

Description: Brass finish; square corner faceplate; 7/8" bore.

E-2203



E-2237 (2-3/8" Backset)

E-2238 (2-3/4" Backset)

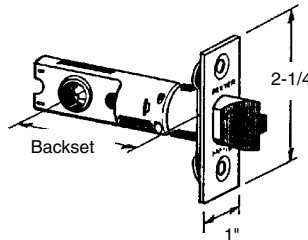
E-2239 (5" Backset)

"Dexter" Deadlatch

Contents: 1 latch; 2 installation screws.

Description: Brass finish; square corner faceplate; 7/8" bore.

Call for Availability



**E-2237
E-2238
E-2239**

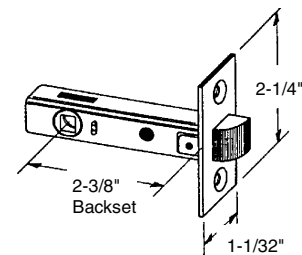
E-2281

Passage Door Springlatch

Contents: 1 latch; 2 installation screws.

Description: Brass finish; square corner faceplate; accepts a 5/16" square spindle; used on old style passage door locksets.

E-2281



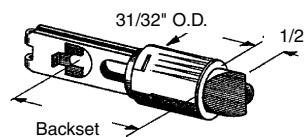
E-2243 (2-3/8" Backset)

E-2244 (2-3/4" Backset)

"Kwikset" Deadlatch (Drive-in)

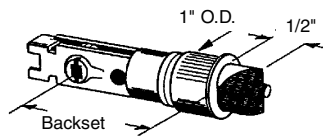
Contents: 1 deadlatch.

Description: Brass finish; drive-in style; 1" bore.



E-2244

E-2246
E-2247

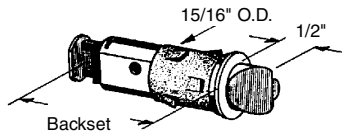


E-2246 (2-3/8" Backset)
E-2247 (2-3/4" Backset)

"Weiser" Deadlatch (Drive-in)

Contents: 1 deadlatch.

Description: Brass finish; drive-in style; 1" bore.



E-2252
E-2253

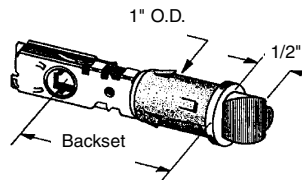
E-2252 (2-3/8" Backset)
E-2253 (2-3/4" Backset)

"Weslock" Deadlatch (Drive-in)

Contents: 1 deadlatch.

Description: Brass finish; drive-in style; 1" bore.

E-2249
E-2250



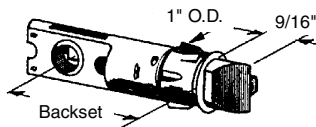
E-2255
E-2256

E-2249 (2-3/8" Backset)
E-2250 (2-3/4" Backset)

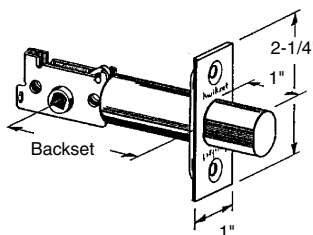
"Schlage" Deadlatch (Drive-in)

Contents: 1 deadlatch.

Description: Chrome finish; drive-in style; 1" bore; fits on Schlage new style lock sets.



E-2214
E-2220
E-2226



E-2255 (2-3/8" Backset)
E-2256 (2-3/4" Backset)

"Dexter" Deadlatch (Drive-in)

Contents: 1 deadlatch.

Description: Brass finish; drive-in style; 1" bore.

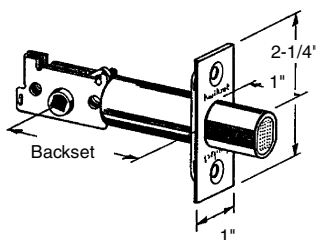
*Call for
Availability*

E-2214 (2-3/8" Backset)
E-2220 (2-3/4" Backset)
E-2226 (5" Backset)

"Kwikset" Standard 660 Series Deadbolt

Contents: 1 deadbolt; 2 installation screws.

Description: Brass finish; square corner faceplate; 1" bolt throw; 7/8" bore.



E-2215
E-2221
E-2227

E-2215 (2-3/8" Backset)
E-2221 (2-3/4" Backset)
E-2227 (5" Backset)

"Kwikset" Deluxe 880 Series Deadbolt

Contents: 1 deadbolt; 2 installation screws.

Description: Brass finish; square corner faceplate; 1" bolt throw; 7/8" bore.

E-2216 (2-3/8" Backset)

E-2222 (2-3/4" Backset)

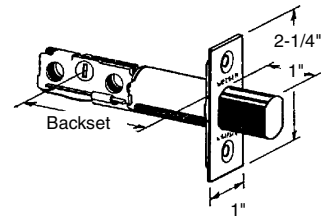
E-2228 (5" Backset)

"Weiser" Single Cylinder Deadbolt

Contents: 1 deadbolt; 2 installation screws.

Description: Brass finish; square corner faceplate; 1" bolt throw; 7/8" bore; used with single key cylinder locksets.

**E-2216
E-2222
E-2228**



E-2217 (2-3/8" Backset)

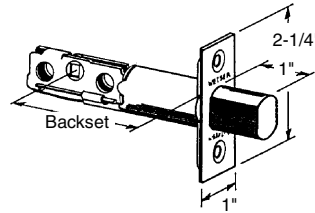
E-2223 (2-3/4" Backset)

E-2229 (5" Backset)

"Weiser" Double Cylinder Deadbolt

Contents: 1 deadbolt; 2 installation screws.

Description: Brass finish; square corner faceplate; 1" bolt throw; 7/8" bore; used with double key cylinder locksets.



**E-2217
E-2223
E-2229**

E-2219 (2-3/8" Backset)

E-2225 (2-3/4" Backset)

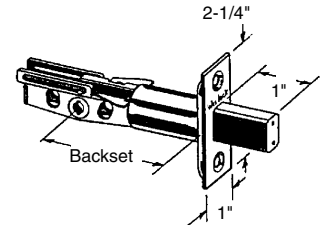
E-2231 (5" Backset)

"Weslock" Deadbolt

Contents: 1 deadbolt; 2 installation screws.

Description: Brass finish; square corner faceplate; 1" bolt throw; 7/8" bore.

**E-2219
E-2225
E-2231**



E-2218 (2-3/8" Backset)

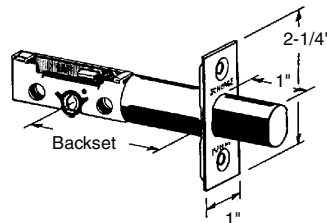
E-2224 (2-3/4" Backset)

E-2230 (5" Backset)

"Schlage" Deadbolt

Contents: 1 deadbolt; 2 installation screws.

Description: Brass finish; square corner faceplate; 1" bolt throw; 7/8" bore.



**E-2218
E-2224
E-2230**

Call for Availability

E-2240 (2-3/8" Backset)

E-2241 (2-3/4" Backset)

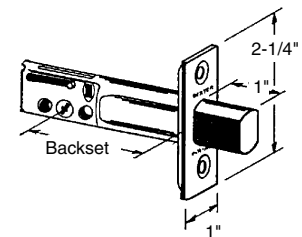
E-2242 (5" Backset)

"Dexter" Deadbolt

Contents: 1 deadbolt; 2 installation screws.

Description: Brass finish; square corner faceplate; 1" bolt throw; 7/8" bore.

**E-2240
E-2241
E-2242**



Call for Availability

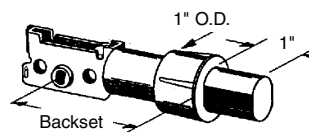
E-2258 (2-3/8" Backset)

E-2259 (2-3/4" Backset)

"Kwikset" Standard 660 Series Deadbolt

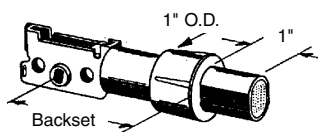
Contents: 1 deadbolt.

Description: Brass finish; drive-in style; 1" bore.



**E-2258
E-2259**

E-2261
E-2262

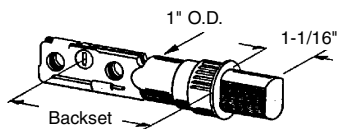


E-2261 (2-3/8" Backset)
E-2262 (2-3/4" Backset)

"Kwikset" Deluxe 880 Series Deadbolt

Contents: 1 deadbolt.

Description: Brass finish; drive-in style; 1" bore.



E-2264
E-2265

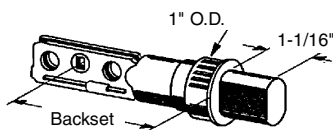
E-2264 (2-3/8" Backset)
E-2265 (2-3/4" Backset)

"Single Cylinder Deadbolt

Contents: 1 deadbolt.

Description: Brass finish; drive-in style; 1" bore; used on single key cylinder locksets.

E-2267
E-2268

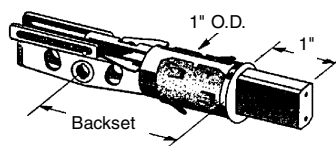


E-2267 (2-3/8" Backset)
E-2268 (2-3/4" Backset)

"Double Cylinder Deadbolt

Contents: 1 deadbolt.

Description: Brass finish; drive-in style; 1" bore; used on double key cylinder locksets.



E-2273
E-2274

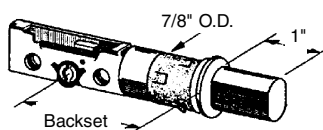
E-2273 (2-3/8" Backset)
E-2274 (2-3/4" Backset)

"Deadbolt

Contents: 1 deadbolt.

Description: Brass finish; drive-in style; 1" bore.

E-2270
E-2271



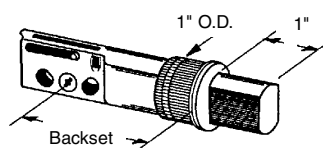
E-2270 (2-3/8" Backset)
E-2271 (2-3/4" Backset)

"Schlage" Deadbolt

Contents: 1 deadbolt.

Description: Chrome finish; drive-in style; 1" bore.

Call for Availability



E-2276
E-2277

E-2276 (2-3/8" Backset)
E-2277 (2-3/4" Backset)

"Dexter" Deadbolt

Contents: 1 deadbolt.

Description: Brass finish; drive-in style; 1" bore.

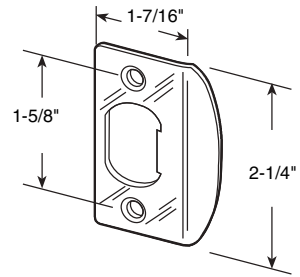
Call for Availability

- E-2232** (Brass finish)
- E-2233** (Antique brass finish)
- E-2234** (Chrome finish)

Standard Latch Strike

Contents: 2 strikes with 4 - #8 x 1" Phillips flat head screws.

Description: Plated steel strike with adjustable latching tab; replaces most residential interior and exterior strikes.



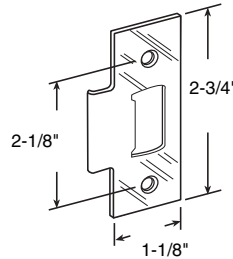
E-2233
E-2234

- E-2284** (Brass plated steel)
- E-2299** (Stainless steel)
- E-2300** (Bronze 10B finish)
- E-2305** (Polished solid brass)

Standard "T" Strike (Meets ANSI A156.2)

Contents: 1 strike with 2 - #8 x 1" Phillips flat head combination screws.

Description: Strikes available in various metals and plated finishes; used on wood or metal jambs with most grade 2 locksets.



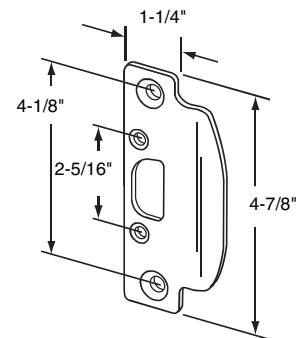
E-2284
E-2299
E-23
-2305

- E-2236** (Brass finish)
- E-2291** (Antique brass finish)
- E-2298** (Chrome finish)

Security Latch Strike (Poly bagged)

Contents: 1 strike with 2 - #8 x 1" Phillips flat head screws and 2 - #8 x 3" Phillips drywall screws.

Description: Plated steel strike; fits A.N.S.I cut-out for commercial and residential applications, improves security with 3" long screws attaching to wall stud.



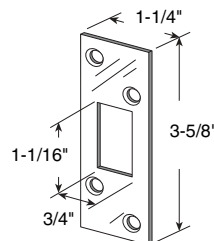
E-2236
E-2291
E-2298

- E-2235** (Brass finish)
- E-2285** (Antique brass finish)
- E-2292** (Chrome finish)

Security Deadbolt Strikes

Contents: 1 strike with 2 - #8 x 1" Phillips flat head screws and 2 - #8 x 3" Phillips drywall screws.

Description: Plated steel strike replaces most deadbolt strikes for increased security, a result of securing 3" screws to wall stud.



16 ga.

E-2235
E-2285
E-2292


- E-2293** (Brass finish)

Mortise Lock Set (Keyed)

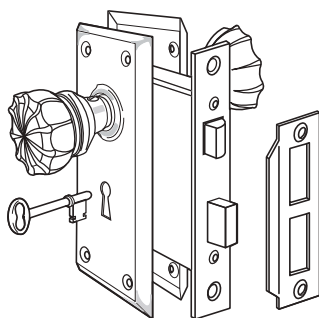
Contents: 1 mortise caselock assembly; 2 knobs; 2 trim plates; strike plate and installation screws.

Description: Polished brass finish; case hardened steel case; lock bolt is key activated both inside and outside; latch bolt is reversible for right or left hand installations.

E-2293



E-2311



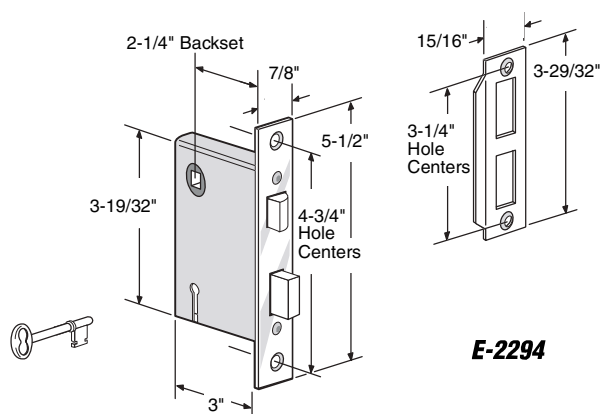
E-2311 (Brass finish - glass handles)

Mortise Lock Set (Keyed)

Contents: 1 mortise caselock assembly; 2 knobs; 2 trim plates strike plate and installation screws.

Description: Glass knobs with brass plated steel trim plates; case hardened steel case; lock bolt is key activated both inside and outside; latch bolt is reversible for right or left hand installations.

You may wish to stock these related parts: **E-2279, E-2281, E-2294, E-2295.**



E-2294

E-2294

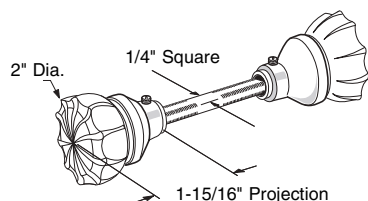
Mortise Lock Assembly (Keyed)

Contents: 1 mortise caselock assembly; strike plate and installation screws.

Description: Mortise caselock with brass plated steel faceplate; case hardened steel case; spindle hole accommodates 1/4" to 5/16" square shaft; latch bolt is reversible for right or left hand installations.

You may wish to stock these related parts: **E-2293, E-2295, E-2311.**

E-2279



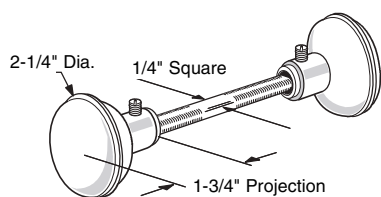
E-2279 (Glass - brass plated base)

Knobs

Contents: 2 knobs and 1 spindle.

Description: Glass knobs with diecast base as used on various exterior and interior locksets.

You may wish to stock these related parts: **E-2294, E-2295 E-2311.**



E-2280

E-2280 (Brass finish)

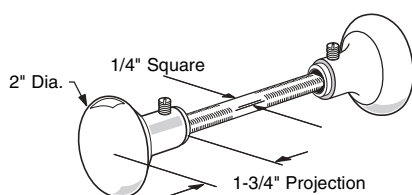
Knobs

Contents: 2 knobs and 1 spindle.

Description: Plated steel knobs as used on various exterior and interior locksets.

You may wish to stock these related parts: **E-2293, E-2294 E-2295.**

**E-2297
E-2319**



E-2297 (Polished brass)

E-2319 (White painted steel)

Knobs

Contents: 2 knobs and 1 spindle.

Description: Brass and steel knobs as used on various exterior and interior locksets.

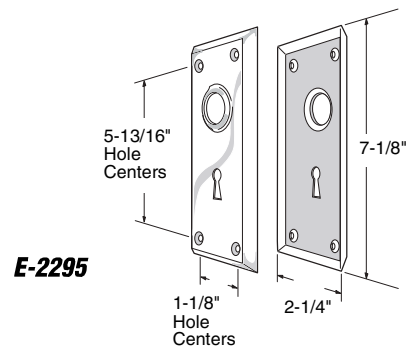
E-2295 (Brass finish)

Door Escutcheon Plates

Contents: 2 escutcheon plates & installation screws.

Description: Brass plated steel plates; repair parts for E-2293 & E-2311.

You may wish to stock these related parts: **E-2293, E-2294 and E-2311.**



E-2282 (Brass finish)

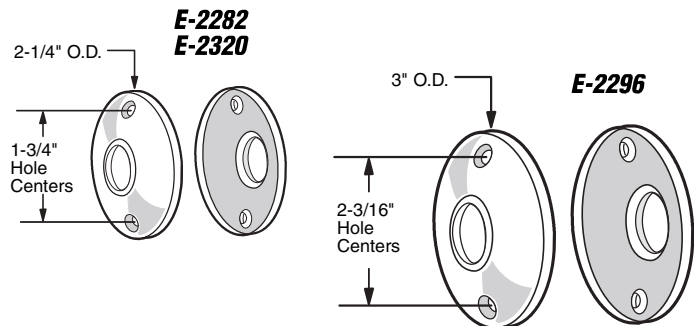
E-2320 (White finish)

E-2296 (Solid brass)

Door Knob Rosettes

Contents: 2 rosettes & installation screws.

Description: Plated steel rosettes; screw mounted on door; for old style passage locks.

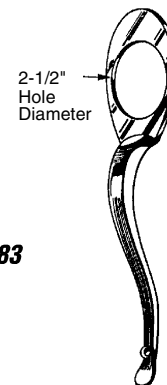


E-2283 (Brass finish)

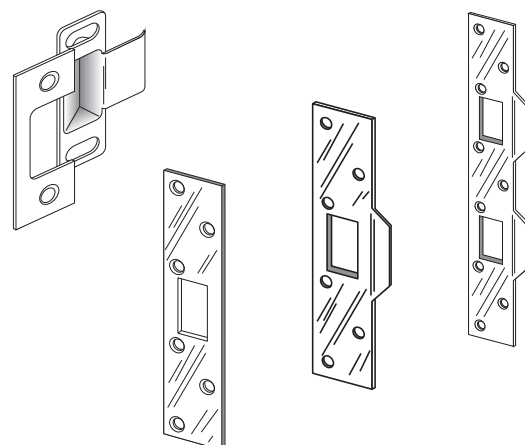
Decorative Pull Handle

Contents: 1 handle with thru-bolt.

Description: Plated diecast pull handle has 2-1/8 inch diameter lip to fit most rosettes; bottom has hole for thru-bolt.



**SEE OUR
Defender Security
section for a complete
line of strike plates**




PRIME-LINE

Defender Security



- Bright, four-color, reverse-packaging to draw consumer attention.
- Concise, trilingual item descriptions for multiple markets.
- Large, four-color, "in-use" photos give consumers a clear and unmistakable image of the assembled product.
- Clear, reverse-sided blister allows consumer inspection prior to purchase. Trilingual notes explain that instructions are enclosed.



- Website address guides consumers to our web pages for more info and assistance.
- Additional security items are shown to promote further product sales.
- Application illustrations provide consumers with installation options.
- Concise, easy-to-follow, trilingual instructions guide the consumer through normal installation.
- Dimensioned illustrations provide exact measurements for specialized applications.



- ENTRY Security**
- PATIO Security**
- WINDOW Security**
- UTILITY Security**

Distinctive, color-coded sub-category designations provide quick identification and application awareness.

The NEXT generation of packaging!

Vibrantly colored category designation

Al ti try, Patio, Child and Utility Categories

Larger-than-life product photographs

In-use photography allows easy identification

Colorful application illustrations

Customers see the product in practical applications for identification

Reverse-sealed blister holds product and instructions

Products are securely sealed in blister packs on the reverse side and include detailed installation instructions