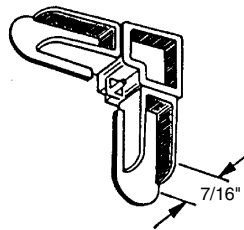


**PL-7724**  
**PL-7725**  
**PL-7726**



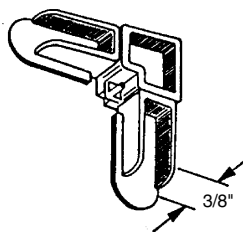
**PL-7724** (Gray)  
**PL-7725** (Bronze)  
**PL-7726** (White)

**7/16" x 3/4" Screen Frame Corners** (Plastic)

**Contents:** 4 corners.

**Description:** Plastic corners used with appropriate screen frame to form a finished window screen. These corners allow frame to be square cut for easy construction by homeowner.

**PL-7721**  
**PL-7722**  
**PL-7723**  
**PL-7873**



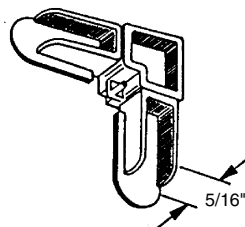
**PL-7721** (Gray)  
**PL-7722** (Bronze)  
**PL-7723** (White)  
**PL-7873** (Almond)

**3/8" x 3/4" Screen Frame Corners** (Plastic)

**Contents:** 4 corners.

**Description:** Plastic corners used with appropriate screen frame to form a finished window screen. These corners allow frame to be square cut for easy construction by homeowner.

**PL-7727**  
**PL-7728**  
**PL-7**



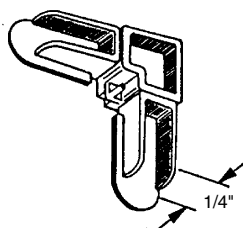
**PL-7727** (Gray)  
**PL-7728** (Bronze)  
**PL-7729** (White)  
**PL-7871** (Almond)

**5/16" x 3/4" Screen Frame Corners** (Plastic)

**Contents:** 4 corners.

**Description:** Plastic corners used with appropriate screen frame to form a finished window screen. These corners allow frame to be square cut for easy construction by homeowner.

**PL-7718**  
**PL-7719**  
**PL-7720**



**PL-7718** (Gray)  
**PL-7719** (Bronze)  
**PL-7720** (White)

**1/4" x 3/4" Screen Frame Corners** (Plastic)

**Contents:** 4 corners.

**Description:** Plastic corners used with appropriate screen frame to form a finished window screen. These corners allow frame to be square cut for easy construction by homeowner.

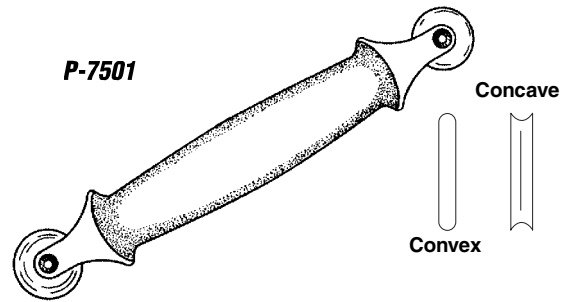
## Make - To - Fit

### P-7501

#### Rolling Tool

Contents: 1 tool.

**Description:** Combination tool with plastic handle; steel convex and concave rollers; used to install aluminum screen wire and vinyl spline into window screen frame.

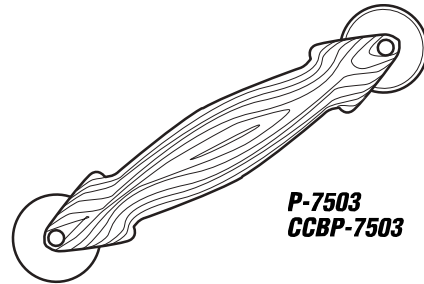


**P-7503** (Carded)  
**CCBP-7503** (Bulk - 40 per box)

#### Rolling Tool

Contents: 1 tool.

**Description:** Combination tool with plastic handle; nylon convex and concave rollers; used to install fiberglass screen fabric and vinyl spline into window screen frame.

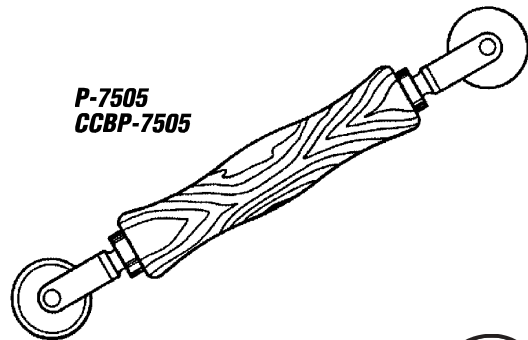


**P-7505** (Carded)  
**CCBP-7505** (Bulk - 50 per box)

#### Rolling Tool

Contents: 1 tool.

**Description:** Combination tool with wood handle; steel convex and concave rollers; used to install most screening materials and vinyl spline into window screen frame.

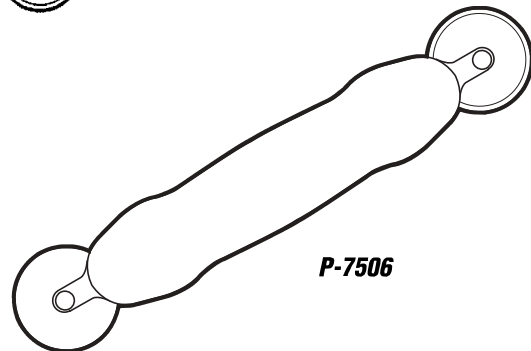


### P-7506

#### Rolling Tool

Contents: 1 tool.

**Description:** Combination tool with diecast zinc handle; steel convex and concave rollers; used to install most screening materials and vinyl spline into window screen frame.

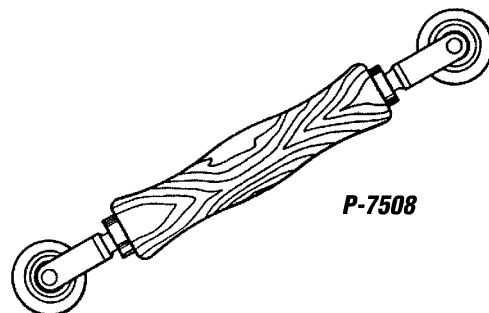


### P-7508

#### Rolling Tool

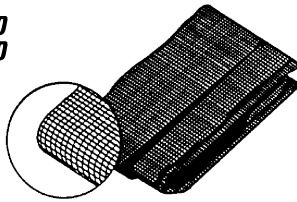
Contents: 1 tool.

**Description:** Combination tool with wood handle; steel ball bearing convex and concave rollers; used to install most screening materials and vinyl spline into window screen frame.

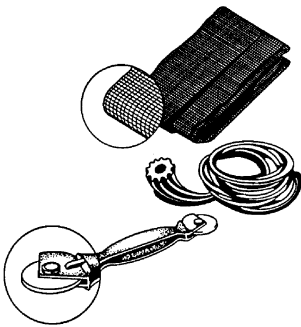


Many styles of professional rolling tools are available. Call our customer service specialists or order our "Expert's Back Room" catalog.

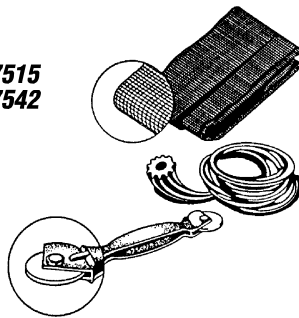
**P-7510**  
**P-7540**



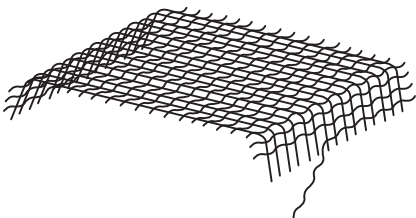
**P-7511**  
**P-7541**



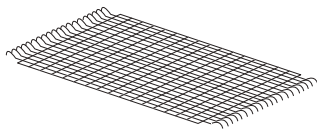
**P-7515**  
**P-7542**



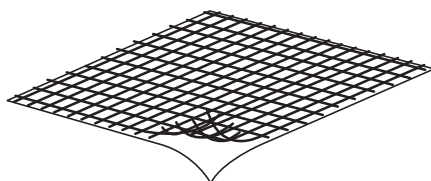
**P-7548**  
**P-7549**



**P-8093**



**P-8095**  
**P-8096**



**P-7510** (36" x 84")  
**P-7540** (48" X 84")

**Fiberglass Screen**

**Contents:** 1 piece of screen fabric.

**Description:** Charcoal fiberglass used for re-screening projects; may be sufficient quantity to re-screen (2) windows or (1) door.

**P-7511** (36" x 84")  
**P-7541** (48" X 84")

**Fiberglass Screen Kit** (Western U.S.)

**Contents:** 1 piece of screen fabric; 30' of .180 black vinyl spline; rolling tool.

**Description:** Charcoal fiberglass and vinyl spline used for re-screening projects; plastic handled combination rolling tool with nylon convex and concave rollers, maybe sufficient quantity to re-screen (2) windows or (1) door.

**P-7515** (36" x 84")  
**P-7542** (48" X 84")

**Fiberglass Screen Kit** (Eastern U.S.)

**Contents:** 1 piece of screen fabric; 30' of .155 black vinyl spline; rolling tool.

**Description:** Charcoal fiberglass and vinyl spline used for re-screening projects; plastic handled combination rolling tool with nylon convex and concave rollers, maybe sufficient quantity to re-screen (2) windows or (1) door.

**P-7548** (Aluminum finish - bagged)  
**P-7549** (Charcoal finish - carded)  
**P-8098** (Aluminum finish - carded)

**Screen Repair Patches** (3" x 3")

**Contents:** 5 aluminum screen patches.

**Description:** Repair patches cover holes in existing aluminum screened windows or doors; **no tools required.**

**P-8093** (Aluminum finish)

**Screen Repair Patches** (1-1/2" x 1-3/4")

**Contents:** 7 aluminum screen patches.

**Description:** Repair patches cover holes in existing aluminum screened windows or doors; **no tools required.**

**P-8095** (Gray)  
**P-8096** (Charcoal)

**Screen Repair Patches** (3" x 3")

**Contents:** 5 fiberglass screen patches.

**Description:** Adhesive backed fiberglass patches used to repair holes and tears in window screens or screen doors; **no tools required.**

# Make - To - Fit

## Screen Retainer Spline

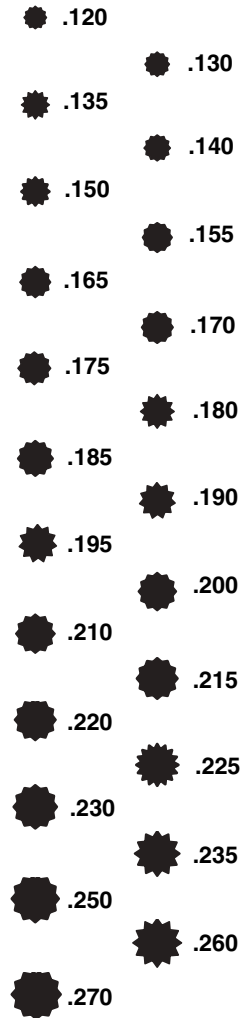
Contents: 25 feet per display bag.

Part Number Black	Part Number Gray	Decimal Size	Fractional Size
P-7516	P-7630	.120	1/8"
P-7517	P-7631	.130	-
P-7518	P-7632	.135	-
P-7519	P-7633	.140	9/64"
P-7533	P-7634	.150	-
P-7520	P-7635	.155	-
P-7521	P-7636	.165	11/64"
P-7522	P-7637	.170	-
P-7523	P-7638	.175	-
P-7524	P-7639	.180	-
P-7940	P-7941	.185	3/16"
P-7525	P-7640	.190	-
P-7950	P-7951	.195	-
P-7526	P-7641	.200	13/64"
P-7527	P-7642	.210	7/32"
P-7960	P-7961	.215	-
P-7528	P-7643	.220	-
P-7970	P-7971	.225	-
P-7529	P-7644	.230	15/64"
P-7980	P-7981	.235	-
P-7530	P-7645	.250	1/4"
P-7531	P-7646	.260	-
P-7532	P-7647	.270	17/64"

**Description:** Top quality vinyl; round; hollow core and serrated; used to hold screen material to window and screen door frames. Also available in 100 ft, 250 ft, 500 ft, and 15 lbs. bulk reels.



### Actual Sizes



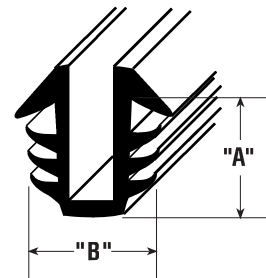
## Glazing Channel

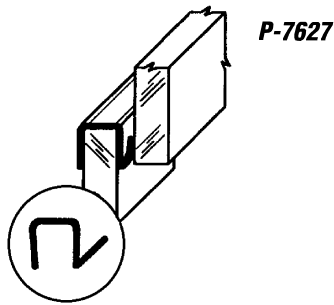
Contents: 20 feet per bag.

	Channel Size		Glass Thickness	Part Number
	"A"	"B"		
	1/4"	1/4"	Single	P-7616
	17/64"	1/4"	Single	P-7617
	1/4"	1/4"	Double	P-7618
	17/64"	1/4"	Double	P-7619

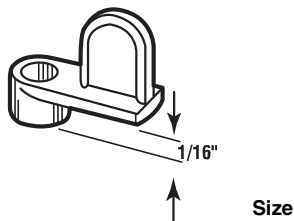
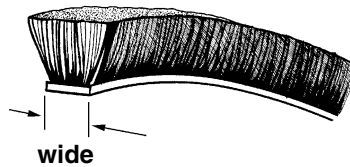
**Description:** Black vinyl glazing channel; universal size to fit many window frame glass channels. Determine glass channel dimensions and thickness of glass to select proper glazing channel. Also available in many other sizes as well as lengths of 100 ft, 200 ft and bulk reels.

P-7616  
P-7617  
P-7618  
P-7619

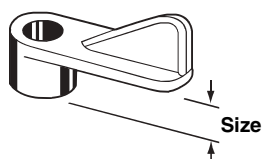
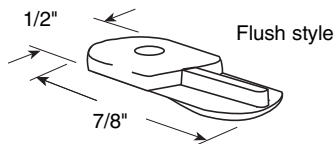




**T-8658**  
**T-8659**



**NOTE:** Also available in bulk (1000/ctn.)  
*Almond & Adobe* available in bulk only.



**P-7627**

**Louver Strip**

**Contents:** 20 feet per bag.

**Description:** Clear vinyl strip; slips over 3/16" louver glass to reduce air and dust infiltration.

**T-8658** (3/16" wide)  
**T-8659** (1/4" wide)

**Pile Weatherstrip**

**Contents:** 18 feet per bag.

**Description:** Brush weatherstrip with stiff backer; used by many window manufacturers to seal out air and dust. **Also available in bulk lengths.**

**Screen Clips (Diecast)**

**Contents:** 12 clips with installation screws.

Size	Finish (Part Number)			
	Mill	Black	White	Bronze
Flush *	PL-7730	PL-7877	PL-7878	PL-7879
1/16" *	PL-7731	PL-7880	PL-7881	PL-7882
1/8" *	PL-7732	PL-7883	PL-7884	PL-7885
3/16" *	PL-7733	PL-7886	PL-7887	PL-7888
1/4" *	PL-7734	PL-7889	PL-7890	PL-7891
5/16" **	PL-7735	PL-7842	PL-7893	PL-7894
3/8" **	PL-7736	PL-7843	PL-7896	PL-7897
7/16" **	PL-7737	PL-7844	PL-7899	PL-7900
1-3/16" **	PL-7901	PL-7902	PL-7903	PL-7904

\* No. 8 Phillips Pan Head Sheet Metal Screws.  
\*\* No. 10-24 Phillips Pan Head Machine Screws.

**Description:** Painted and plated clips used to attach screen to window opening.

**Screen Clips (Plastic)**

**Contents:** 12 clips with installation screws.

Size	Finish (Part Number)			
	Gray	Black	White	Bronze
Flush *	PL-7905	PL-7906	PL-7738	PL-7907
1/16" *	PL-7739	PL-7908	PL-7909	PL-7910
3/16" *	PL-7740	PL-7911	PL-7912	PL-7913
1/4" *	PL-7914	PL-7788	PL-7790	PL-7915
5/16" **	PL-7741	PL-7770	PL-7773	PL-7916
3/8" **	PL-7742	PL-7771	PL-7774	PL-7917
7/16" **	PL-7743	PL-7772	PL-7775	PL-7918

\* No. 8 Phillips Pan Head Sheet Metal Screws.  
\*\* No. 10-24 Phillips Pan Head Machine Screws.

**Description:** Plastic screen clips in various colors used to attach screen to window opening.

## Make - To - Fit

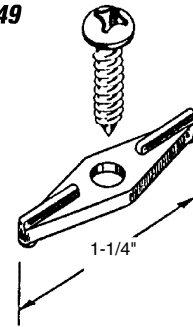
### PL-7749 (White)

#### Flush Clips (Plastic)

**Contents:** 12 clips with no. 6 x 5/8" Phillips pan head sheet metal screws.

**Description:** Double wing flush clips used to attach screens and storm windows to window opening.

### PL-7749



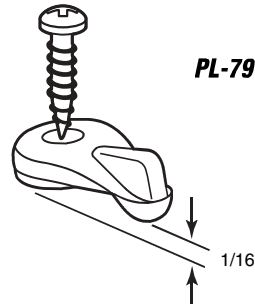
### PL-7919 (White)

#### Flush Clips (Nylon)

**Contents:** 8 clips with no. 8 x 3/4" Phillips pan head sheet metal screws.

**Description:** Used to attach screens and storm windows to window opening.

### PL-7919



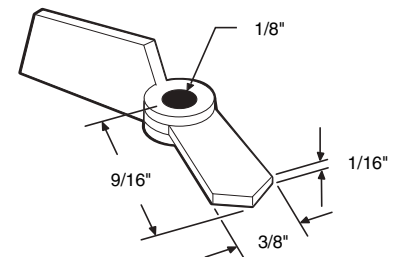
### PL-7920 (White)

#### Turn Buttons (Nylon)

**Contents:** 12 turn buttons with no. 4 x 3/4" Phillips pan head sheet metal screws.

**Description:** Turn buttons used to attach screens and storm windows to window opening.

### PL-7920



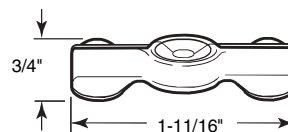
### PL-7967

#### Flush Clips

**Contents:** 6 clips with no. 8 x 1/2" Phillips pan head sheet metal screws.

**Description:** Stamped aluminum, double wing clips used to attach screens and storm windows to window opening; also applied to narrow rails to hold adjacent screens in place.

### PL-7967



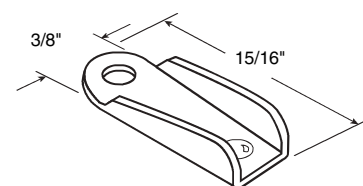
### PL-8009

#### Wing Clips

**Contents:** 12 clips with no. 8 x 3/4" Phillips pan head sheet metal screws.

**Description:** Stamped aluminum clips used to attach screens and storm windows to window opening.

### PL-8009

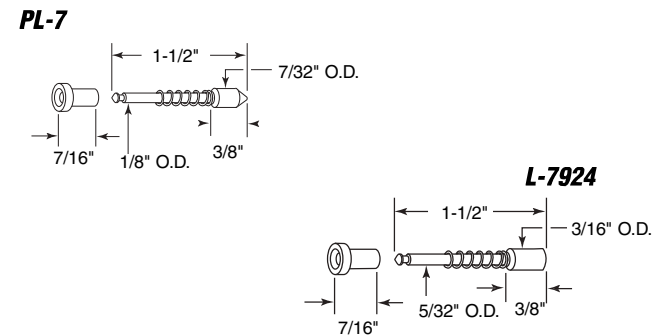
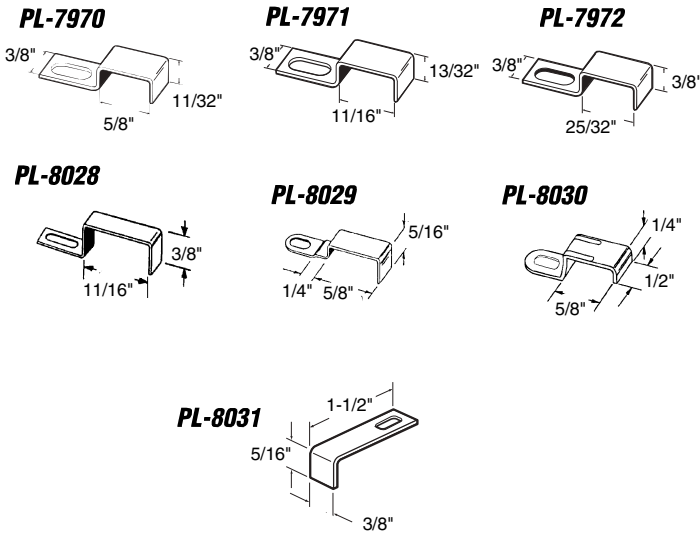


**Stretcher Clips**

**Contents:** 12 clips; 12 - #10 x 3/8" Phillips pan head sheet metal screws.

<b>Part #</b>	<b>Frame Application</b>
PL-7970	3/8" x 5/8" flanged frame
PL-7971	5/16" x 3/4" frame
PL-7972	3/8" x 3/4" frame
PL-8028	7/16" x 11/16" frame
PL-8029	For flanged frame
PL-8030	For "Keller" windows - new style
PL-8031	recessed frame

**Description:** Stamped aluminum clips for attaching window screens to awning and other types of windows.

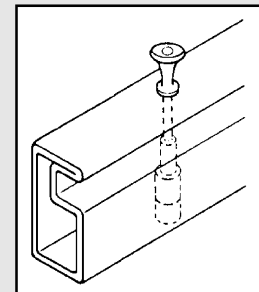
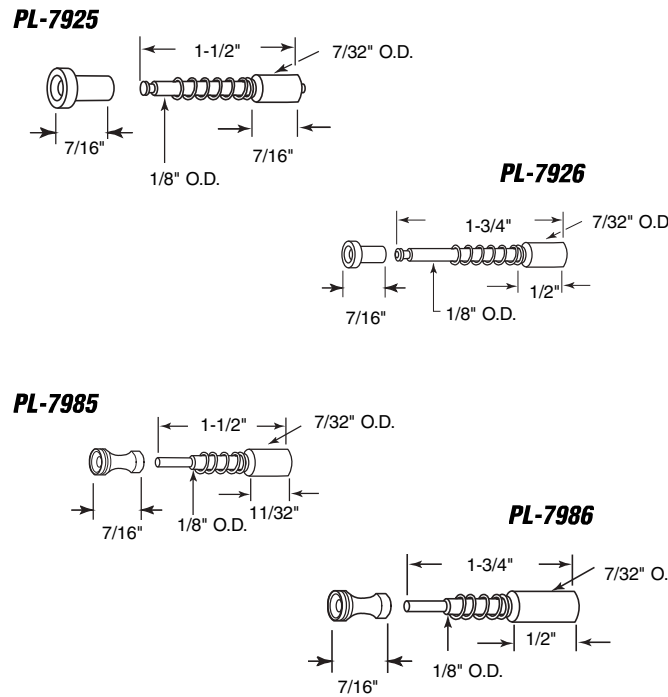


**Plunger Latches**

**Contents:** 6 latch assemblies.

<b>Part #</b>	<b>Plunger</b>	<b>Cap</b>	<b>Screen Frame</b>
PL-7777	Nylon	Nylon	3/8" or 7/16" x 3/4"
PL-7924	Nylon	Nylon	1/4" or 5/16" x 3/4"
PL-7925	Diecast	Nylon	3/8" or 7/16" x 3/4"
PL-7926	Diecast	Nylon	7/16" x 1"
PL-7985	Aluminum	Aluminum	3/8" or 7/16" x 3/4"
PL-7986	Aluminum	Aluminum	7/16" x 1"

**Description:** Spring loaded plunger latches hold aluminum frame screens into window frames.



## Make - To - Fit

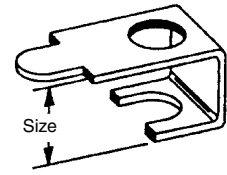
**PL-7744** (5/16")  
**PL-7745** (3/8")  
**PL-7746** (7/16")  
**PL-7747** (7/8")  
**PL-7748** (1-3/16")

### Casement Clips (Aluminum)

**Contents:** 12 clips with no. 10-24 phillips pan head machine screws.

**Description:** Stamped aluminum casement clips used to secure window screens and storm windows to window or storm door openings.

**PL-7744**  
**PL-7745**  
**PL-7746**  
**PL-7747**  
**PL-7748**

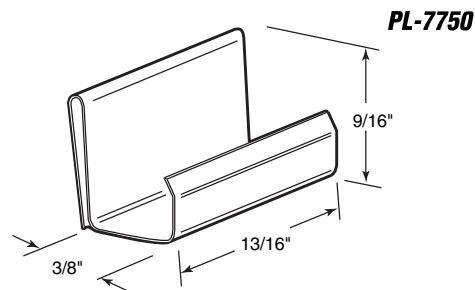


### PL-7750

#### Retainer Clips (Spring steel)

**Contents:** 6 clips.

**Description:** Retainer clips hold 3/8" screen frame to aluminum window channel; **bright finish.**



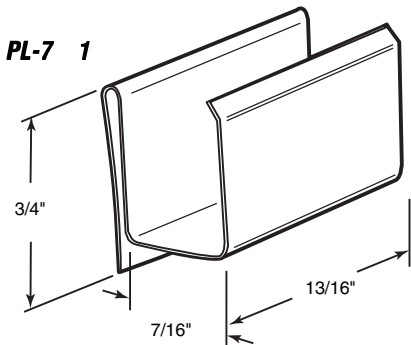
### PL-7751

#### Retainer Clips (Spring steel)

**Contents:** 6 clips.

**Description:** Retainer clips hold 7/16" screen frame to aluminum window channel; **bright finish.**

### PL-7 1

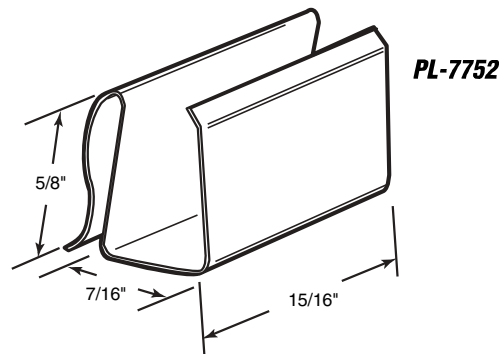


### PL-7752

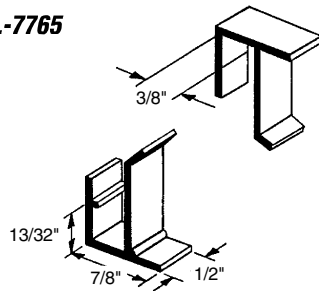
#### Retainer Clips (Vinyl)

**Contents:** 6 clips.

**Description:** Black vinyl clips are used to hold 3/8" and 7/16" screen frame into aluminum window channel.



**PL-7765**



**PL-7765** (4 sets / card)

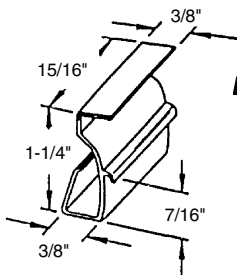
**Retainer Clips** (Vinyl)

**Contents:** Sets of top and bottom clips.

**Description:** Black vinyl clips hold screen frame into sliding window frame channel; used by H&D Industries for 7/16" frame.

**Note:** very popular in the Northwest.

**PL-7753**



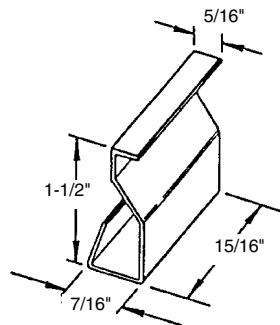
**PL-7753**

**Lift & Retainer Clips** (Vinyl)

**Contents:** 6 clips.

**Description:** Black vinyl clips used to hold 3/8" screen frame into aluminum window channel; lift tab assists in screen removal.

**PL-7**



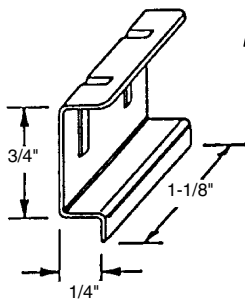
**PL-7754**

**Lift Tabs** (Vinyl)

**Contents:** 6 clips.

**Description:** Black vinyl lift tab used to aid in removal of 7/16" window screen from window frame.

**PL-7755**



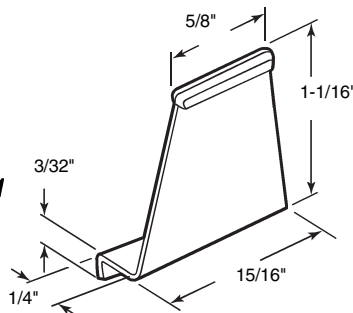
**PL-7755**

**Lift Tabs** (Metal)

**Contents:** 6 clips.

**Description:** Stamped aluminum lift tab is installed in spline channel to aid in removal of window screen from window frame.

**PL-7  
L-7921**



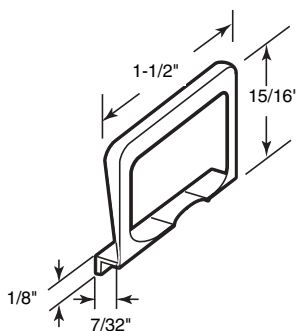
**PL-7756** (White)  
**PL-7921** (Black)

**Lift Tabs** (Plastic)

**Contents:** 6 clips.

**Description:** Plastic lift tab is installed in spline channel to aid in removal of window screen from window frame.

**PL-8035**



**PL-8035** (Black)

**Lift Tabs** (Plastic)

**Contents:** 6 clips.

**Description:** Plastic lift tab may be installed in most sizes of spline channel to aid in removal of window screen from window frame.

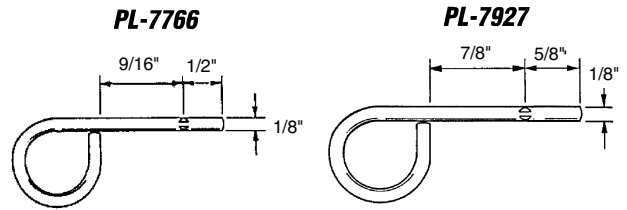
# Make - To - Fit

**PL-7766** (For 3/4" frame)  
**PL-7927** (For 1" frame)

## Lock Pins

**Contents:** 6 pins.

**Description:** Plated steel pin used to secure window screens to sliding aluminum windows.

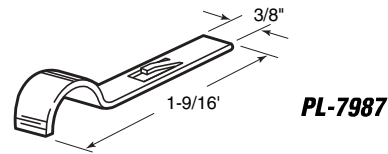


**PL-7987** (For 3/4" frame)

## Slide Locks

**Contents:** 6 locks.

**Description:** Stamped aluminum locks used to attach window screens to aluminum window channel.



**PL-7760** (Mill finish)  
**PL-7846** (Bronze finish)  
**PL-7847** (White finish)  
**PL-7849** (Gray finish)

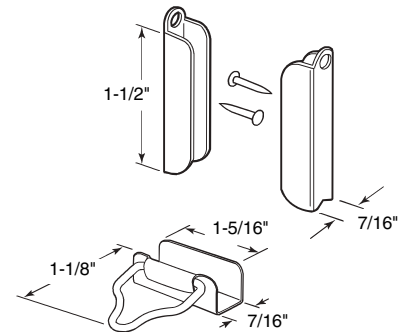
## Hanger and Latches

**Contents:** 4 top hangers; 2 bottom latches; 2 ball head screws.

**Description:** Stamped aluminum hardware used to install 7/16" thick window screens to wood framed windows.

See Nail Set Tool P-7921 on page PL-17.

**PL-7760**  
**PL-7846**  
**PL-7847**  
**PL-7849**



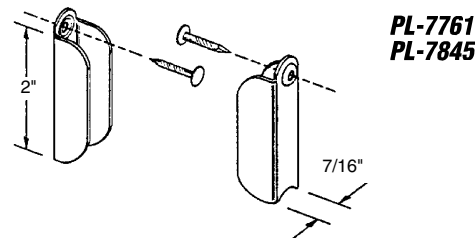
**PL-7761** (Mill finish)  
**PL-7845** (White finish)

## Top Hangers

**Contents:** 6 hangers; 6 nails.

**Description:** Stamped aluminum hangers nail into top corners of wood window frame; used to hold 7/16" thick frame to window frame.

See Nail Set Tool P-7921 on page PL-17.



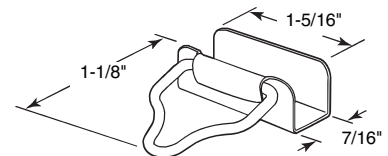
**PL-7762** (Mill finish)

## Bottom Latches

**Contents:** 4 latches; 4 ball head screws.

**Description:** Stamped aluminum latches slip-on to bottom of 7/16" thick frame; used to hold bottom of window screen to wood window sill.

**PL-7762**

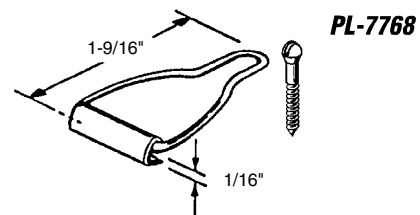


**PL-7768** (Mill finish)

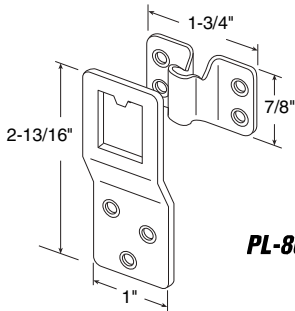
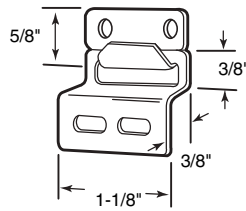
## Bottom Latches

**Contents:** 4 latches; 4 ball head screws.

**Description:** Stamped aluminum latch is installed into spline channel of window screen; used to hold bottom of screen to wood framed window sill.



**PL-8006**



**PL-8007**

**PL-8006**

**Top Hangers**

**Contents:** 4 hooks; 4 keepers; 4 sets of installation screws.

**Description:** Stamped aluminum hardware; used on wood framed windows; top mounted; hooks mount to window frame and keepers mount to screen frame.

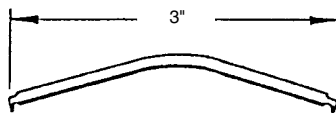
**PL-8007**

**Top Hangers**

**Contents:** 2 hooks; 2 keepers; 2 sets of installation screws.

**Description:** Plated steel hardware; used on wood framed windows; top mounted; hooks mount to window frame and keepers mount to screen frame.

**PL-7758**

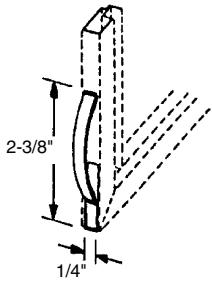


**PL-7758**

**Tension Springs**

**Contents:** 6 springs.

**Description:** Heat treated steel springs hold window screen into sliding aluminum window channels. Requires (2) 3/16" holes drilled 3-3/16" apart.



**PL-7776**

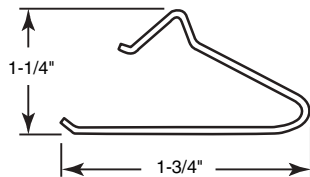
**PL-7776**

**Tension Springs**

**Contents:** 6 springs.

**Description:** Heat treated steel tension springs hold window screens into sliding aluminum window screen channels. Slips into corner of 5/16", 3/8" and 7/16" frame. No tools required.

**PL-7759**

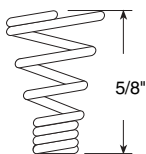


**PL-7759**

**Tension Springs**

**Contents:** 12 springs.

**Description:** Plated steel spring wire; designed to hold window screens into sliding aluminum window screen channels.



**PL-7922**

**PL-7922**

**Tension Springs**

**Contents:** 6 springs.

**Description:** Heat treated steel tension springs hold window screens into sliding aluminum window screen channel. Spring threads into a 1/8" hole.

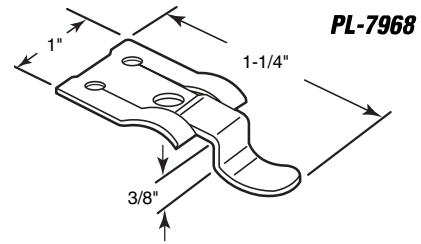
# Make - To - Fit

## PL-7968

### Storm Panel Clips

Contents: 4 clips.

Description: Heat treated steel designed for holding storm windows or window screen panels in place; snap open or closed.

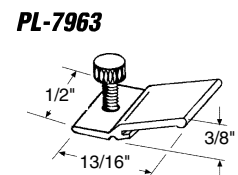
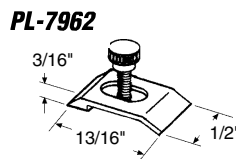
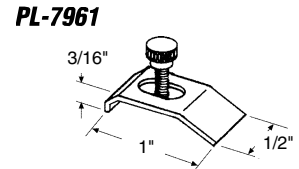
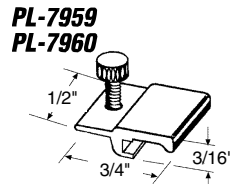
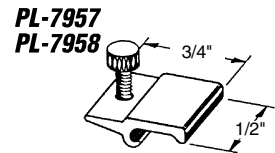
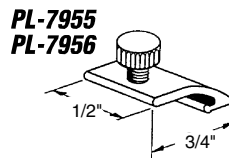
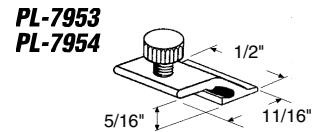
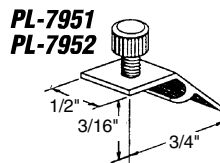
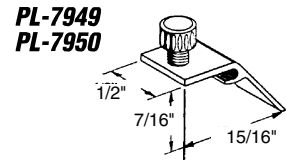
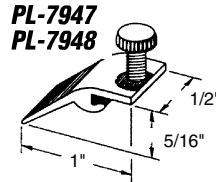
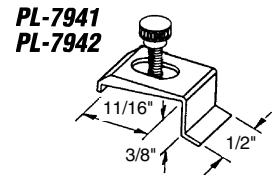
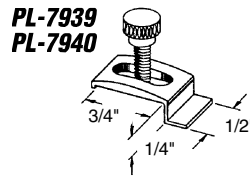
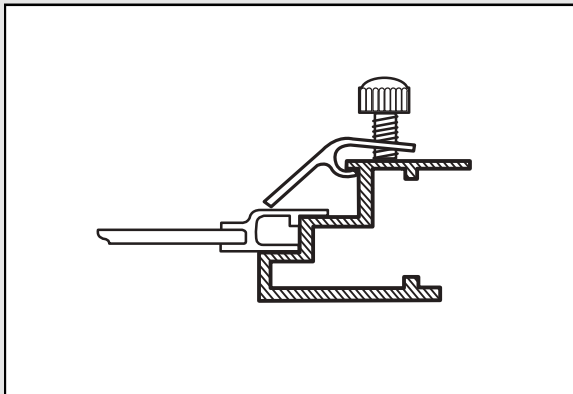


### Storm Panel Clips (Extruded Aluminum)

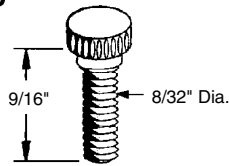
Contents: 8 clips with installation screws.

Mill	White
PL-7939	PL-7940
PL-7941	PL-7942
PL-7947	PL-7948
PL-7949	PL-7950
PL-7951	PL-7952
PL-7953	PL-7954
PL-7955	PL-7956
PL-7957	PL-7958
PL-7959	PL-7960
PL-7961	-
PL-7962	-
PL-7963	-

Description: Extruded aluminum clips attach storm windows or screen panels to storm door frame with thumbscrew.



**PL-7945**  
**PL-7946**



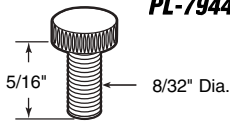
**PL-7945** (Mill finish)  
**PL-7946** (White finish)

**Storm Panel Thumbscrews**

**Contents:** (8) no. 8-32 x 9/16" thumbscrews.

**Description:** Aluminum thumbscrews used with storm door panel clips.

**PL-7943**  
**PL-7944**



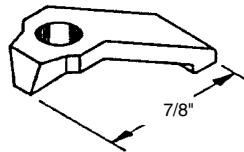
**PL-7943** (Mill finish)  
**PL-7944** (Nylon)

**Storm Panel Thumbscrews**

**Contents:** (8) no. 8-32 x 5/16" thumbscrews.

**Description:** Thumbscrews used with storm panel clips.

**PL-7965**



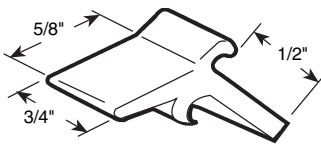
**PL-7965**

**Storm Panel Clips**

**Contents:** 8 clips.

**Description:** Aluminum turn button; used to attach storm window panels to storm doors.

**PL-7964**



**PL-7964** (Nylon)

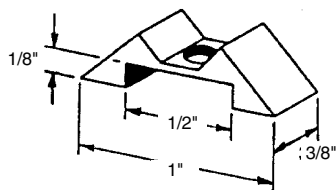
**Storm Panel Clips**

**Contents:** 8 clips.

**Description:** Self locking storm window panel clips.

*Call for  
Availability*

**PL-7966**



**PL-7966**

**Storm Panel Turn Buttons**

**Contents:** 8 turn buttons.

**Description:** Aluminum turn button; used to attach storm window panels to storm doors.

# Make - To - Fit

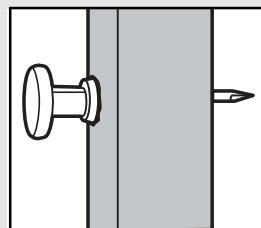
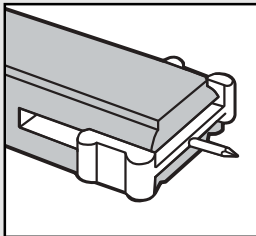
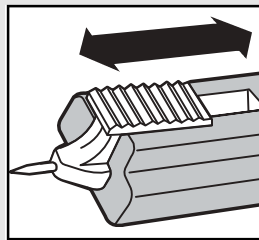
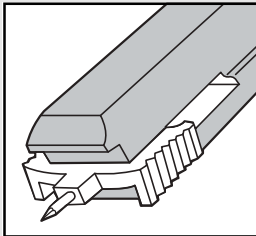
## Window Grid Retainers

Contents: 6 retainers.

Part #	Fits Grille Bar Width
PL-7976	3/8"
PL-7977	5/8"
PL-7981	7/8"
PL-7978	5/8"
PL-7979	1/2"
PL-7982	1"
PL-7980	7/8"
PL-7983	
PL-7988	
PL-7989	

**Description:** Clear plastic grid retainer with 1/4" steel pin projection; used to secure decorative window grid in place, some retainers include retainer sleeves.

All grid retainers are available in bulk quantities.



### PL-7984

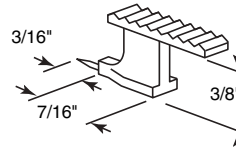
#### Window Grid Retainer

Contents: 6 retainers.

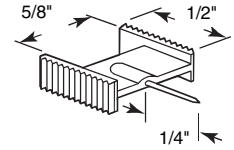
**Description:** Clear plastic grid retainer with plastic pin; used to secure decorative window grids in place.

Call for  
Availability

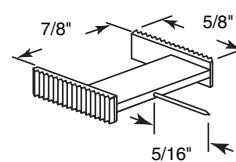
### PL-7976



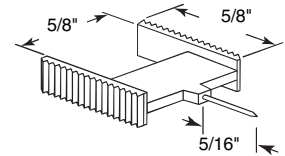
### PL-7977



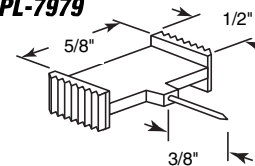
### PL-7981



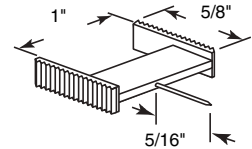
### PL-7978



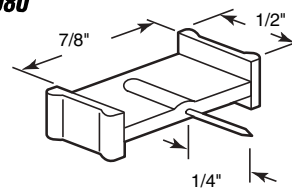
### PL-7979



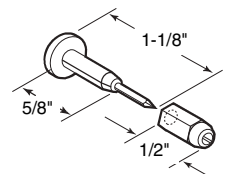
### PL-7982



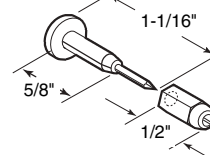
### PL-7980



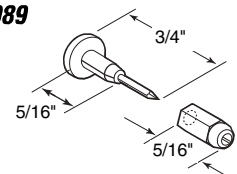
### PL-7983



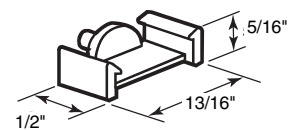
### PL-7988

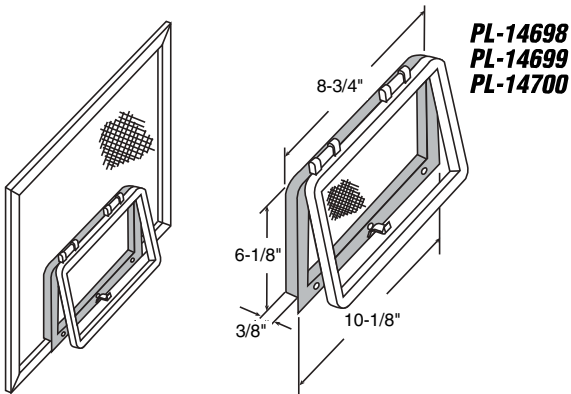


### PL-7989



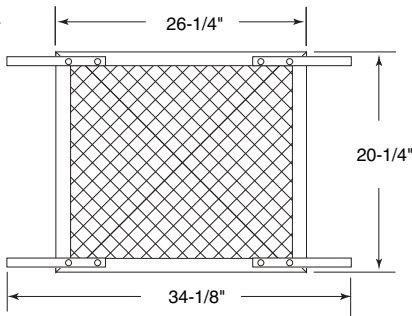
### PL-7984





**PL-14698** (Gray)  
**PL-14699** (Bronze)  
**PL-14700** (White)

**PL-15515**  
**PL-15517**



**PL-14698** (Gray)  
**PL-14699** (Bronze)  
**PL-14700** (White)

**Plastic Wickets**

**Contents:** 1 wicket; 60" coil of spline; 1 set of installation screws.

**Description:** Allows access to awning or casement window operators thru an inside window screen; install to existing window screen with minimum width of 12".

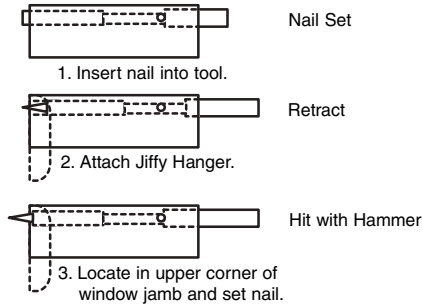
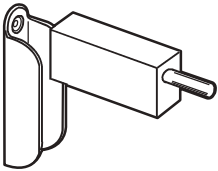
**PL-15515** (Gray)  
**PL-15517** (White)

**Plastic Screen/Storm Door Grilles**

**Contents:** 1 grille; 1 set of installation screws.

**Description:** Molded plastic grille fits most swinging door applications; helps prevent screen or glass damage; easy to install.

**P-7921**



**P-7921**

**Nail Set**

**Contents:** 1 nail set.

**Description:** Cadmium plated steel; makes installation of top hangers for 7/16" window screen a real snap. Driver retracts to hold nail; nail set housing slips into channel of top hanger; locate hanger to upper corner of wood window frame, then tap driver with hammer to secure hanger.

**Note:** For installing PL-7760, PL-7761, PL-7845, PL-7846, PL-7847 & PL-7849.